

Pedestrian & Sidewalk Closure Signs

Sidewalk and crosswalk closure signs for maintaining accessible pedestrian access through and around California work zones. 14 signs are included.

Contents

- California Context — standards, permits, and reviewing agencies
- Los Angeles Area Notes — agency review and local requirements
- Sign Reference — 14 signs with size, placement, and plan-review notes

California Context

- This reference is based on the California MUTCD 2026 (effective January 18, 2026). California uses the CA MUTCD — its own adoption of the federal MUTCD with state modifications — not the federal manual alone.
- For work on state highways in the Los Angeles / Ventura region, Caltrans District 7 reviews encroachment permits and the associated traffic control plans.
- Local agencies add requirements on top of the CA MUTCD: work in City of Los Angeles right-of-way needs a city street-use / sidewalk-closure permit (reviewed by StreetsLA and the Bureau of Engineering); work on county roads needs an LA County DPW permit.
- Sign sizes, retroreflectivity, spacing, and placement must meet CA MUTCD minimums — local agencies may require larger signs or additional devices based on roadway classification, speed, pedestrian volume, and proximity to schools or transit.

Los Angeles Area Notes

In Los Angeles, pedestrian detour requirements are taken seriously by plan reviewers. The City of LA BOE and StreetsLA require that TCPs maintain ADA-compliant pedestrian access at all times, or provide a clearly marked, compliant alternate pedestrian route. R9-9 Sidewalk Closed, R9-11 Sidewalk Closed Ahead Cross Here, and R9-11a are commonly required when any sidewalk is blocked. Pedestrian detour routes must be clearly shown on the TCP with barricades, signs, and accessible surfaces noted.

Sign Reference

M4-9b

Pedestrian Detour



Detour Signs - Rectangle (Horizontal)
Size: 24" x 12" (route marker / plaque)

MEANING

Directs pedestrians along an alternate accessible route when a sidewalk or crosswalk on their normal path is closed.

CALIFORNIA TCP USE

Used in California to route pedestrians around sidewalk or crosswalk closures, supporting an accessible pedestrian path through or around the work zone.

TYPICAL PLACEMENT

Along the detour route at each decision point. (CA MUTCD Part 6, Chapter 6F, and Part 2D (Guide Signs))

COMMON PLAN REVIEW ISSUES

- No ADA-compliant alternate pedestrian route shown on the TCP.
- Sidewalk closure not signed in advance (cross-here / ahead signs missing).
- Accessible width and surface of the pedestrian detour not noted.

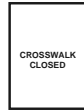
USE WITH

R9-11, R9-10, R9-9, M4-9

Public Ready note: Rerouting pedestrians? Public Ready can supply PEDESTRIAN DETOUR (M4-9b) and the sidewalk-closure signs.

R9-8

Crosswalk Closed



Pedestrian & Sidewalk Closure Signs - Rectangle (Vertical)
Size: 24" x 12" to 24" x 18" (pedestrian sign)

MEANING

Informs pedestrians that a crosswalk is closed and that they must use another crossing rather than the one that is blocked.

CALIFORNIA TCP USE

Used in California to close a crosswalk affected by work and direct pedestrians to an alternate, accessible crossing.

TYPICAL PLACEMENT

At and in advance of the pedestrian/sidewalk closure. (CA MUTCD Part 2B (pedestrian/sidewalk regulatory signs) and Part 6F)

COMMON PLAN REVIEW ISSUES

- No ADA-compliant alternate pedestrian route shown on the TCP.
- Sidewalk closure not signed in advance (cross-here / ahead signs missing).
- Accessible width and surface of the pedestrian detour not noted.

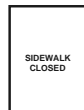
USE WITH

R9-9, R9-11, R9-10, M4-9b

Public Ready note: Closing a crosswalk? Public Ready can supply CROSSWALK CLOSED (R9-8) and pedestrian routing signs.

R9-9

Sidewalk Closed



Pedestrian & Sidewalk Closure Signs - Rectangle (Vertical)
Size: 24" x 12" to 24" x 18" (pedestrian sign)

MEANING

Informs pedestrians that the sidewalk is closed at that location, signaling that they must not continue along the blocked walkway.

CALIFORNIA TCP USE

Used in California at the start of a sidewalk closure, typically with signs directing pedestrians to the other side or an alternate route.

TYPICAL PLACEMENT

At and in advance of the pedestrian/sidewalk closure. (CA MUTCD Part 2B (pedestrian/sidewalk regulatory signs) and Part 6F)

COMMON PLAN REVIEW ISSUES

- No ADA-compliant alternate pedestrian route shown on the TCP.
- Sidewalk closure not signed in advance (cross-here / ahead signs missing).
- Accessible width and surface of the pedestrian detour not noted.

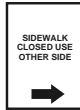
USE WITH

R9-10, R9-11, R9-11a, M4-9b

Public Ready note: Closing a sidewalk? Public Ready can supply SIDEWALK CLOSED (R9-9) and the supporting pedestrian signs.

R9-10

Sidewalk Closed Use Other Side



Pedestrian & Sidewalk Closure Signs - Rectangle (Vertical)
Size: 24" x 12" to 24" x 18" (pedestrian sign)

MEANING

Tells pedestrians that the sidewalk is closed and directs them to use the sidewalk on the opposite side of the street.

CALIFORNIA TCP USE

Used in California where pedestrians can be safely shifted to the opposite sidewalk, with crossing points provided at each end of the closure.

TYPICAL PLACEMENT

At and in advance of the pedestrian/sidewalk closure. (CA MUTCD Part 2B (pedestrian/sidewalk regulatory signs) and Part 6F)

COMMON PLAN REVIEW ISSUES

- No ADA-compliant alternate pedestrian route shown on the TCP.
- Sidewalk closure not signed in advance (cross-here / ahead signs missing).
- Accessible width and surface of the pedestrian detour not noted.

USE WITH

R9-9, R9-11, R9-11a, M4-9b

Public Ready note: Routing pedestrians across the street? Public Ready can supply SIDEWALK CLOSED USE OTHER SIDE (R9-10).

R9-11a

Sidewalk Closed Cross Here



Pedestrian & Sidewalk Closure Signs - Rectangle (Vertical)
Size: 24" x 12" to 24" x 18" (pedestrian sign)

MEANING

Marks the point where pedestrians should cross because the sidewalk is closed, directing them to the open side at the crossing.

CALIFORNIA TCP USE

Used in California at the crossing point of a sidewalk closure to direct pedestrians across to the open walkway.

TYPICAL PLACEMENT

At and in advance of the pedestrian/sidewalk closure. (CA MUTCD Part 2B (pedestrian/sidewalk regulatory signs) and Part 6F)

COMMON PLAN REVIEW ISSUES

- No ADA-compliant alternate pedestrian route shown on the TCP.
- Sidewalk closure not signed in advance (cross-here / ahead signs missing).
- Accessible width and surface of the pedestrian detour not noted.

USE WITH

R9-11, R9-9, R9-10, M4-9b

Public Ready note: Marking a pedestrian crossing at a closure? Public Ready can supply SIDEWALK CLOSED CROSS HERE (R9-11a).

R9-11

Sidewalk Closed Ahead Cross Here



Pedestrian & Sidewalk Closure Signs - Rectangle (Vertical)
Size: 24" x 12" to 24" x 18" (pedestrian sign)

MEANING

Advise pedestrians of a sidewalk closure ahead and directs them to cross at the indicated location before reaching the closure.

CALIFORNIA TCP USE

Used in California upstream of a sidewalk closure to move pedestrians across at a controlled point before the walkway is blocked.

TYPICAL PLACEMENT

At and in advance of the pedestrian/sidewalk closure. (CA MUTCD Part 2B (pedestrian/sidewalk regulatory signs) and Part 6F)

COMMON PLAN REVIEW ISSUES

- No ADA-compliant alternate pedestrian route shown on the TCP.
- Sidewalk closure not signed in advance (cross-here / ahead signs missing).
- Accessible width and surface of the pedestrian detour not noted.

USE WITH

R9-11a, R9-9, R9-10, M4-9b

Public Ready note: Need to move pedestrians across before a closure? Public Ready can supply SIDEWALK CLOSED AHEAD CROSS HERE (R9-11).

M4-9b(CA)

Pedestrian Detour (California)



Pedestrian & Sidewalk Closure Signs - Rectangle (Horizontal)
Size: 24" x 12" (route marker / plaque)

MEANING

The California application of the pedestrian detour marker, used to route pedestrians around sidewalk and crosswalk closures along an accessible alternate path.

CALIFORNIA TCP USE

California emphasizes maintaining accessible pedestrian access; the pedestrian detour marker guides pedestrians around closures consistent with CA MUTCD and ADA requirements.

TYPICAL PLACEMENT

Along the detour route at each decision point. (CA MUTCD Part 6, Chapter 6F, and Part 2D (Guide Signs))

COMMON PLAN REVIEW ISSUES

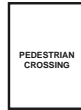
- No ADA-compliant alternate pedestrian route shown on the TCP.
- Sidewalk closure not signed in advance (cross-here / ahead signs missing).
- Accessible width and surface of the pedestrian detour not noted.

USE WITH

M4-9b, R9-9, R9-11, R9-10

Public Ready note: Routing pedestrians on a California project? Public Ready can supply the California PEDESTRIAN DETOUR and sidewalk-closure signs.

R9-3a Pedestrian Crossing



Pedestrian & Sidewalk Closure Signs - Rectangle (Vertical)
 Size: 24" x 12" to 24" x 18" (pedestrian sign)

MEANING

Marks an established pedestrian crossing and advises drivers that pedestrians may be crossing the roadway at that location.

CALIFORNIA TCP USE

Used in California work zones at temporary pedestrian crossings established to support a detoured walking route, especially where an accessible crossing has been created to replace one that is closed.

TYPICAL PLACEMENT

At and in advance of the pedestrian/sidewalk closure. (CA MUTCD Part 2B (pedestrian/sidewalk regulatory signs) and Part 6F)

COMMON PLAN REVIEW ISSUES

- No ADA-compliant alternate pedestrian route shown on the TCP.
- Sidewalk closure not signed in advance (cross-here / ahead signs missing).
- Accessible width and surface of the pedestrian detour not noted.

USE WITH

R9-9, R9-11, M4-9b, R9-10

Public Ready note: Setting up a temporary pedestrian crossing? Public Ready can supply PEDESTRIAN CROSSING (R9-3a) and the supporting signs.

R9-6 Bike Lane



Pedestrian & Sidewalk Closure Signs - Rectangle (Vertical)
 Size: 24" x 12" to 24" x 18" (pedestrian sign)

MEANING

Designates a lane reserved exclusively for bicycle travel, indicating that motor vehicles must not use the marked lane.

CALIFORNIA TCP USE

Used in California work zones to re-establish or temporarily designate a bike lane where construction activity has shifted or closed the existing lane. Also used on TCPs that route cyclists through a work zone using a temporary bike lane.

TYPICAL PLACEMENT

At and in advance of the pedestrian/sidewalk closure. (CA MUTCD Part 2B (pedestrian/sidewalk regulatory signs) and Part 6F)

COMMON PLAN REVIEW ISSUES

- Sign not shown at the correct advance distance for the posted speed.
- Advance warning sign missing or out of sequence on the TCP.
- Wrong size specified for the roadway classification (conventional vs. expressway).

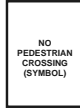
USE WITH

R9-9, R9-3a, M4-9b, R9-11

Public Ready note: Need a BIKE LANE (R9-6) sign for a California project? Public Ready can supply it and coordinate the bicycle routing plan.

R9-3

No Pedestrian Crossing (symbol)



Pedestrian & Sidewalk Closure Signs - Rectangle

Size: 24" x 12" to 24" x 18" (pedestrian sign)

MEANING

The R9-3 No Pedestrian Crossing (symbol) sign is a California MUTCD pedestrian / bicycle sign. It is shown here as an educational reference with the official FHWA Standard Highway Signs layout and California sizing guidance.

CALIFORNIA TCP USE

R9-3 No Pedestrian Crossing (symbol) is used in California per the CA MUTCD. Confirm its size, retroreflective sheeting, placement, and spacing against the CA MUTCD 2026 and the reviewing agency before finalizing the traffic control plan.

TYPICAL PLACEMENT

At and in advance of the pedestrian/sidewalk closure. (CA MUTCD Part 2B (pedestrian/sidewalk regulatory signs) and Part 6F)

COMMON PLAN REVIEW ISSUES

- No ADA-compliant alternate pedestrian route shown on the TCP.
- Sidewalk closure not signed in advance (cross-here / ahead signs missing).
- Accessible width and surface of the pedestrian detour not noted.

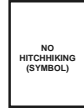
USE WITH

R9-8, R9-9, R9-10, R9-11

Public Ready note: Need a No Pedestrian Crossing (symbol) (R9-3) sign for a California work zone? Public Ready can help you rent or purchase project-ready signs.

R9-4

No Hitchhiking (symbol)



Pedestrian & Sidewalk Closure Signs - Rectangle

Size: 24" x 12" to 24" x 18" (pedestrian sign)

MEANING

The R9-4 No Hitchhiking (symbol) sign is a California MUTCD pedestrian / bicycle sign. It is shown here as an educational reference with the official FHWA Standard Highway Signs layout and California sizing guidance.

CALIFORNIA TCP USE

R9-4 No Hitchhiking (symbol) is used in California per the CA MUTCD. Confirm its size, retroreflective sheeting, placement, and spacing against the CA MUTCD 2026 and the reviewing agency before finalizing the traffic control plan.

TYPICAL PLACEMENT

At and in advance of the pedestrian/sidewalk closure. (CA MUTCD Part 2B (pedestrian/sidewalk regulatory signs) and Part 6F)

COMMON PLAN REVIEW ISSUES

- No ADA-compliant alternate pedestrian route shown on the TCP.
- Sidewalk closure not signed in advance (cross-here / ahead signs missing).
- Accessible width and surface of the pedestrian detour not noted.

USE WITH

R9-8, R9-9, R9-10, R9-11

Public Ready note: Need a No Hitchhiking (symbol) (R9-4) sign for a California work zone? Public Ready can help you rent or purchase project-ready signs.

R9-5

Bicycles Use Pedestrian Signal



Pedestrian & Sidewalk Closure Signs - Rectangle

Size: 24" x 12" to 24" x 18" (pedestrian sign)

MEANING

The R9-5 Bicycles Use Pedestrian Signal sign is a California MUTCD pedestrian / bicycle sign. It is shown here as an educational reference with the official FHWA Standard Highway Signs layout and California sizing guidance.

CALIFORNIA TCP USE

R9-5 Bicycles Use Pedestrian Signal is used in California per the CA MUTCD. Confirm its size, retroreflective sheeting, placement, and spacing against the CA MUTCD 2026 and the reviewing agency before finalizing the traffic control plan.

TYPICAL PLACEMENT

At and in advance of the pedestrian/sidewalk closure. (CA MUTCD Part 2B (pedestrian/sidewalk regulatory signs) and Part 6F)

COMMON PLAN REVIEW ISSUES

- No ADA-compliant alternate pedestrian route shown on the TCP.
- Sidewalk closure not signed in advance (cross-here / ahead signs missing).
- Accessible width and surface of the pedestrian detour not noted.

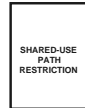
USE WITH

R9-8, R9-9, R9-10, R9-11

Public Ready note: Need a Bicycles Use Pedestrian Signal (R9-5) sign for a California work zone? Public Ready can help you rent or purchase project-ready signs.

R9-7

Shared-Use Path Restriction



Pedestrian & Sidewalk Closure Signs - Rectangle

Size: 24" x 12" to 24" x 18" (pedestrian sign)

MEANING

The R9-7 Shared-Use Path Restriction sign is a California MUTCD pedestrian / bicycle sign. It is shown here as an educational reference with the official FHWA Standard Highway Signs layout and California sizing guidance.

CALIFORNIA TCP USE

R9-7 Shared-Use Path Restriction is used in California per the CA MUTCD. Confirm its size, retroreflective sheeting, placement, and spacing against the CA MUTCD 2026 and the reviewing agency before finalizing the traffic control plan.

TYPICAL PLACEMENT

At and in advance of the pedestrian/sidewalk closure. (CA MUTCD Part 2B (pedestrian/sidewalk regulatory signs) and Part 6F)

COMMON PLAN REVIEW ISSUES

- No ADA-compliant alternate pedestrian route shown on the TCP.
- Sidewalk closure not signed in advance (cross-here / ahead signs missing).
- Accessible width and surface of the pedestrian detour not noted.

USE WITH

R9-8, R9-9, R9-10, R9-11

Public Ready note: Need a Shared-Use Path Restriction (R9-7) sign for a California work zone? Public Ready can help you rent or purchase project-ready signs.

R9-12

Bike Lane Closed



Pedestrian & Sidewalk Closure Signs - Rectangle

Size: 24" x 12" to 24" x 18" (pedestrian sign)

MEANING

The R9-12 Bike Lane Closed sign is a California MUTCD pedestrian / bicycle sign. It is shown here as an educational reference with the official FHWA Standard Highway Signs layout and California sizing guidance.

CALIFORNIA TCP USE

R9-12 Bike Lane Closed is used in California per the CA MUTCD. Confirm its size, retroreflective sheeting, placement, and spacing against the CA MUTCD 2026 and the reviewing agency before finalizing the traffic control plan.

TYPICAL PLACEMENT

At and in advance of the pedestrian/sidewalk closure. (CA MUTCD Part 2B (pedestrian/sidewalk regulatory signs) and Part 6F)

COMMON PLAN REVIEW ISSUES

- No ADA-compliant alternate pedestrian route shown on the TCP.
- Sidewalk closure not signed in advance (cross-here / ahead signs missing).
- Accessible width and surface of the pedestrian detour not noted.

USE WITH

R9-8, R9-9, R9-10, R9-11

Public Ready note: Need a Bike Lane Closed (R9-12) sign for a California work zone? Public Ready can help you rent or purchase project-ready signs.